



1290

MODEL 250 PRINTER APPLICATOR




" LABELING, CODING AND MARKING SPECIALISTS. "



BREAKTHROUGH TECHNOLOGY

SEAMLESS INTEGRATION




MODEL 250 – FULL-FEATURED PRINTER APPLICATOR AT A FRACTION OF THE COST

ID Technology combines durable construction and impressive features with a sensible price tag. The result is the Model 250 Printer Applicator. The Model 250 offers features found in machines selling at nearly twice the price, including state-of-the-art modular design, easy-to-use keypad and display for user-configurable status outputs, multiple set-up memory storing/recalling and more.

- Choice of Sato, Zebra and Datamax print engines
- Modular, rugged construction
- Microprocessor on a single board
- User-Configurable status outputs
- Variety of application attachments
- Regulators and air gauges controlling tamp, air assist and vacuum pressures

EASY TO USE INTERCHANGEABLE

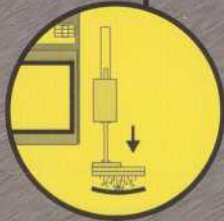


ELECTRONICS ASSEMBLY

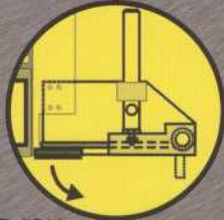
- Modularly Serviceable
- Microprocessor Controlled
- Twin-Line Rear Lit Display
- Multiple Set-Up Memory
- User-Configurable system status outputs (optional)



TAMP & TAMP-BLOW



SWING-ARM

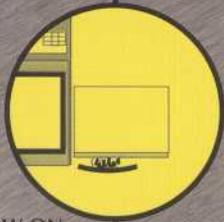


DATAMAX

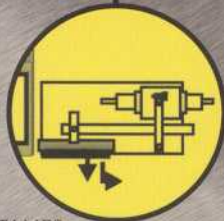
CORNER WRAP



BLOW-ON



CUSTOM TAMPS



THE MOST USER-FRIENDLY MACHINES YOU'LL EVER WORK WITH

ATION INTO YOUR EXISTING SYSTEMS.



SIGNIFICANT FEATURES

Features such as a standard 12.5-inch unwind enables the Model 250 a 1:1 ratio of labels to ribbons. A 16.5-inch unwind is an available option. The user-configurable interface makes operations a breeze, including label set-up and storage.

The Model 250's modular design allows you to install hot spare assemblies in minutes. Electronics, pneumatic and rewind assemblies can be replaced in less than five minutes each, significantly reducing downtime on the production floor.


RUGGED CONSTRUCTION

The Model 250 is built to last. The unwind module has a full one-inch stainless steel shaft to hold large label rolls. Sealed bearings lengthen the life of the entire assembly. The Model 250 also comes with full dancer arm assembly, heavy-duty aluminum rollers to maintain web tracking, stainless steel machine screws, enclosed pneumatics and electronics, heavy-duty 1/2-inch face plate and welded U-Arm.

CHANGEABLE MODULAR PARTS

PNEUMATIC ASSEMBLY

- Modularly Serviceable
- Regulators, valves & gauges on all devices
- Plug in Tamp-Blow conversion (optional)
- Valve function LEDs
- Switchable vacuum (optional)
- Single manifold design



UNWIND ASSEMBLY

- Modularly Serviceable
- Very rugged with sealed bearings
- 12.5" diameter (standard)
- 16.5" diameter (optional)




EASY TO USE

The Model 250 is one of the most user-friendly machines you'll ever work with. The durable tactile membrane keypad features user-friendly, icon-based interaction, while the bright back-lit LCD is easy to read. The user-configurable I/O makes it easy to integrate PLCs, scales and more.

The applicator can be mounted in any orientation – top, bottom or side label application. The pneumatic assembly is designed with valve status utilizing LEDs monitoring operability, for easy fault analysis and gauges for all functions. Manual override buttons provide easy troubleshooting.

MODEL 250

PRINT AND APPLY WHERE
YOU NEED IT...TIME AFTER TIME.



Custom designed labeling and coding systems, seamless integration into your production line.

SPEED AND CLARITY

The Model 250 Label Printer Applicator uses thermal transfer technology to print and apply variable information labels online, without slowing production. Print speeds operate at up to 12 inches per second and print resolution up to 300 dpi. Barcodes, text and even graphics print crisply and clearly on a wide variety of substrates.

KEEP YOUR PRODUCT MOVING

The Model 250 is a tireless worker, applying variable information labels 24/7, year in and year out. It consistently prints and applies labels where you need them, when you need them. The Model 250 is built to last, and built to work for you.



Put our breakthrough technology to work for you... the full featured, totally reliable Model 250, because every minute counts.



TECHNOLOGY

2051 Franklin Drive
Fort Worth, TX 76106
888.438.3242
www.idtechnology.com

"LABELING, CODING AND MARKING SPECIALISTS."